

LS 2208 / 7708 Symbol Scanner

When you scan the Set All Defaults interface will be USB



Set All Defaults

Page No.48 (4-4)




Scan Options

Page No.250 (13-6)



***Data As Is**

Page No.251 (13-7)



<DATA> <SUFFIX>

Page No.251 (13-7)

Enter Enable in the Scanner




Enter

Page No.252 (13-8)

LS 2208 / 7708 Symbol Scanner

Keyboard Wedge Host Type



IBM PC/AT & IBM PC Compatibles¹

Page No.58 (5-4)


Serial / RS 232 Interface



Standard RS-232¹

Page No.89 (6-7)

If you want any other Baud Rate setting Please see the Manual Page No.91 & 92



* Baud Rate 9600

Page No.92 (6-10)